

virtual

18th INTERNATIONAL CONFERENCE ON POSITIVE BEHAVIOR SUPPORT

The Expanding World of PBS:

SCIENCE, VALUES, AND VISION

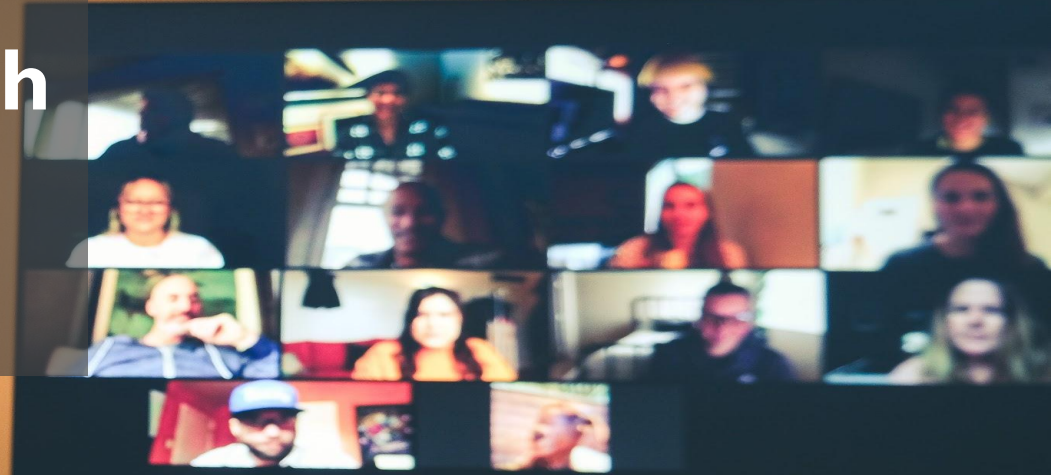
Take your PBIS Trainer-Leader-Coach Training **ONLINE:** *Plan-Convert-Assess*

Presentation #168



ASSOCIATION FOR POSITIVE BEHAVIOR SUPPORT

Take your PBIS Trainer-Leader-Coach Training **ONLINE**: *Plan-Convert-Assess*



2021 APBS International Conference

Daniel **GULCHAK**, Ph.D. | Yadira **FLORES**, Ph.D. | Angel **Jannasch-Pennell**, Ph.D.



Presenters

- Daniel Gulchak, Ph.D.
daniel.gulchak@asu.edu
- Yadira Flores, Ph.D.
yflores@susd.org
- Angel Jannasch-Pennell, Ph.D.
angel@koi-education.com



Rationale...“WeKnowDis”*

The critical components of system-wide PBIS are well documented (Bradshaw et al. 2010; Horner et al. 2002, 2006, 2020; Kim et al., 2018).

Sustainability studies have helped us identify the critical features required to sustain PBIS over time (Kittleman et. al. 2020, Macintosh et al. 2010, 2018).

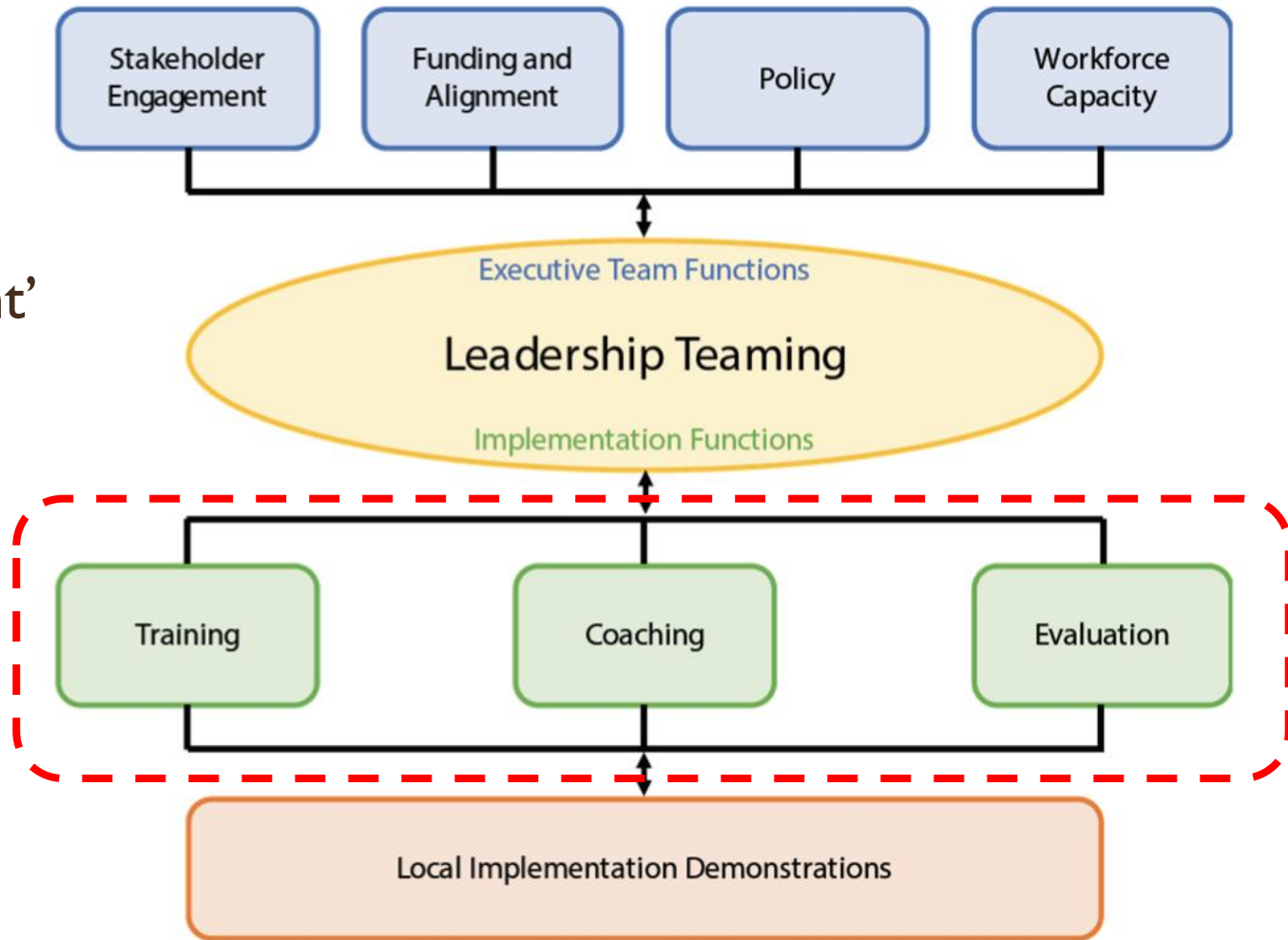
* Reference to a Saturday Night Live (SNL) character



DSFI

AKA

the 'PBIS Blueprint'



Challenge

Shifting PBIS expertise from higher education
and the state DOE

to

School district personnel

This is the ❤️ and spirit of the PBIS systems change model





Learning Objectives

1. **Plan** online LMS modules
2. **Convert** PBIS components from synchronous to asynchronous
3. **Assess** learning and performance





Assumptions

- District has personnel familiar with PBIS:
 - Training at Tier 1/2/3 (systems/data/practices)
 - Coaching (experience/disposition/readiness)
 - Evaluation expertise (TFI, SET, ISSET)
- District personnel uses a common slide deck and artifact templates for training all schools
- Slide decks have been used multiple times over multiple years and are not a ‘first draft’



Plan online LMS modules





Components

- Training Slides
- Training Activities
- Research Articles
- Discussion/Reflection
- Assessment/Evaluation
- Application/Practice
- Time/Days
- Collaboration
- Version Control
- Content Vault



Post-it SUPERSTICKY EASEL/PAD TABLEAU À FEUILLES MOBILES SUPERADHESIVO/CLIC DE M...
KOI EDUCATION Knowledge Collaborates Impact. www.koi-education.com
30 25 IN/PO x 30 IN/PO 63.5 cm x 76.2 cm 5.2 SQ FT/PP (0.48 m²) 3M

TLC 2020

Trainer's Day
1 hr prep
3 hr live
1 hr office hr
1 hr debrief
6 hours

Mails
- iPad
- Trainer Manual
- Swag/Trainers, etc
- Participate Table text
- Participate Pix

Purpose = Train Peeps to be a Trainer

- Tech Master + Chat Master - dedicated person
- 1 hr Zoom Office hours, 1-2pm daily
- Slides → stand + deliver @ KOI office
 - do we need a camera w/ better resolution than laptop or iPad?
 - Good lighting
- Time → Max 3h/day for 5 days
 - iPad camera on Chart paper or Whiteboard
- Breakout Rooms → Research Reflection
 - Presentation Planning + Group Presentation Prep
- iPad = Mail prior to TLC
 - Set up on your own voice over "Using Apple Back slides"
 - send slides ahead of time

IDEA'S

- pre-read articles
- pre-read chapter in ~~Book~~ Appleback
- Don't model slides → Only Model activities
 - chart paper
 - website demo
- Model R+Language (2-step)
 - x Verbal Redirection (2-seq)
- Create docs of activities/direction to move to chart before send people to Breakout Rooms
- practice + rehearse ahead of time

is this ok ?



Online Needs

- Instructor led training, live webinars
- Breakout rooms research discussion
- Course slides, articles, videos
- Assessment, evaluation, comprehension checks
- Presentation practice and application



Post-it SUPERSTICKY EASEL-PAD TABLEAU À FEUILLES MOBILES SUPERADHESIVO EASY-BOARD DE HQ
KOI EDUCATION Knowledge Cultures Impact. www.koi-education.com
30 25 IN/PO x 30 IN/PO 63.5 cm x 76.2 cm 5.2 SQ FT/PP (0.48 m²) **3M**

TLC 2020

Trainer's Day
1 hr prep
3 hr live
1 hr office hr
1 hr debrief
6 hours

Purpose = Train Peeps to be a Trainer

Mail
- iPad
- Trainer Manual
- Swag/Trainers, etc
- Participate Table text
- Participate Pix

→ **Tech Master** + Chat Master - dedicated person
→ **1 hr** Zoom Office hours, 1-2pm daily
→ **Slides** → stand + deliver @ KOI office
→ do we need a camera w/ better resolution than laptop or iPad?
- Good lighting
→ **Time** → Max 3h/day for 5 days
→ **Breakout Rooms** → Research Reflection
- Presentation Planning
- Group Presentation Prep
- Table Discussions
→ iPad - Mail prior to TLC
- Set up on your own
- voice over "Using Apple Back slides" - send slides ahead of time

IDEA'S
• pre-read articles
• pre-read chapter in ~~Book~~ Appleback
• Don't model slides → Only Model activities
- chart paper
- website demo
• Model R+Language (2-step)
x Verbal Redirection (2-sec)
• Create docs of activities/direction to move to chat before send people to Breakout Rooms
• practice + rehearse ahead of time

is this ok ?

Use of Whiteboard

Welcome Course

- Video tutorial of LMS
- Video tutorial of how to access content digitally
- Introduction to PBIS
- History, overview, why PBIS is an EBP



A screenshot of a course content page. At the top, there is a grey header bar with the word 'CONTENT' in white. Below this, the page is organized into sections. The first section is titled 'WELCOME TO THE PBIS TLC INSTITUTE! (10 MINUTES)' in bold. It contains three items, each with a green checkmark icon: 'Welcome to the course', 'Welcome to the KOI Education PBIS TLC Institute', and 'Vision of KOI Education'. The second section is titled 'IPAD AND THE PBIS TLC MATERIALS (12 MINUTES)' in bold. It contains two items, each with a green checkmark icon: 'iPad Advantage - How to set up your iPad for optimal use' and 'Accessing your Manual and Trainer Slides for each Tier'. The third section is titled 'PBIS: A CULTURE, A PRACTICE (40 MINUTES)' in bold. It contains two items, each with a green checkmark icon: '"Creating the Culture of PBIS", National PBIS Center' and '"Best Evidence-based Practices for Behavioral Support", Dr. George Sugai'. The fourth section is titled 'PBIS TODAY (APPROX. 21-30 MINUTES)' in bold. It contains three items: '1-PBIS Today - Foundations' with a play button icon, '2-PBIS Today - Implementation' with a play button icon, and '3-PBIS Today - Outcome in US and World' with a green checkmark icon. At the bottom, there is a grey header bar with the word 'FILES' in white. Below this, there are two items, each with a green PDF icon: 'Fixen 2013 StagesofImplementation _1_.pdf' and 'Fixen 2013-Scalingup _1_.pdf'.

Pre-Reading Course

- How to read research articles efficiently and effectively
- Reflection form for organizing thoughts
- Select articles relevant to the content being taught



CONTENT

WELCOME TO THE PBIS TLC TIER 1 CERTIFICATION COURSE!

- 📄 PBIS TLC Tier 1 Certification Course Welcome!
- 📄 Preparing for Day One

INTRODUCTIONS

- 📄 Introductions using FlipGrid

RESEARCH AND REFLECTION ASSIGNMENTS

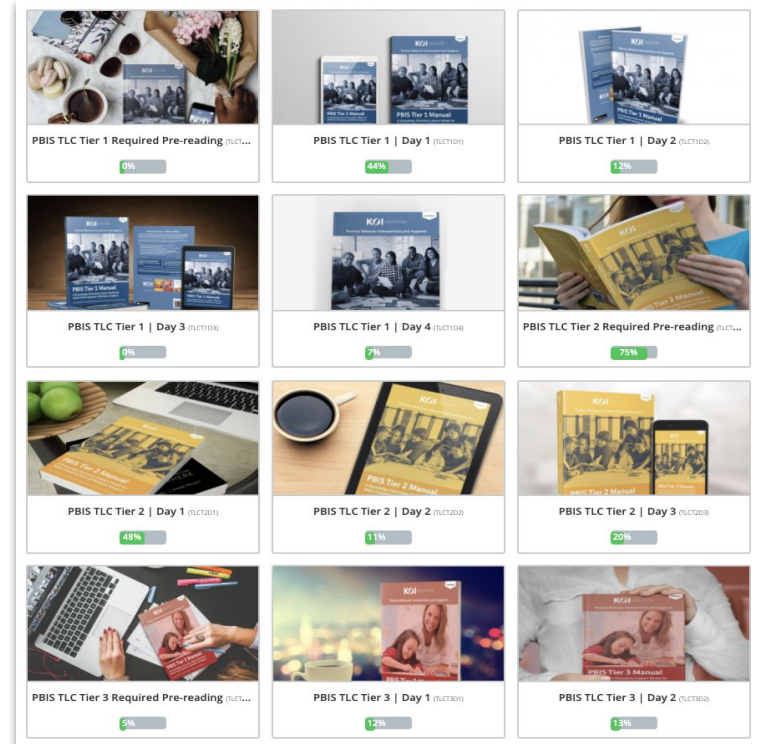
- 🕒 Research Reflection
- 📄 Research and Reflection Instructions
- 📄 1 - Sugai 2002
- 📄 2 - Kincaid 2007
- 📄 3 - Flannery 2014
- 📄 4 - Sugai 2006
- 📄 5 - Massar 2019
- 📄 6 - Cameron 1994
- 📄 7 - Clonan 2007
- 📄 8 - Green 2018
- 📄 9 - Gregory 2010
- 📄 10 - George 2008
- 📄 11 - Kim 2018
- 📄 12 - Bastable 2019

OPTIONAL READINGS

- 📄 Maag 2001 - Reinforcement
- 📄 Herman 2018 - Teacher Stress
- 📄 Pas 2020 - Coaching Cost
- 📄 Sugai 2012 - Coaching Readiness

Content Courses

- Multi-day training
- Live and online activities
- Presentation and skill demonstration with feedback



Content Courses

- Max. 5-6 hrs of content & activities daily



Resume course

PBIS TLC Tier 2 | Day 3 (TLCT2D3) 20%

This certification course will focus on Chapter 8, Chapter 9, Chapter 10, and Chapter 11 in the PBIS Training Academy Tier 2 Training Manual. Additionally, you have 2 live sessions today.

The first live session will kick the day off, followed by reading the Training Manual Chapters 8-11, completing assessments based on viewing videos about the training slides and approach.

The second live session will take place towards the end of the day. There is no presentation practice but you will be meeting to debrief on the professional development experience overall and how you plan to approach your own institution's PBIS training needs.

We will end the day with a graduation ceremony in our final live meeting and we cannot wait to help you certify and spread the message of PBIS at a KOI Education trained TLC for PBIS Tier 2.

CONTENT

WELCOME TO DAY THREE!

- ✓ Welcome to Day Three!

CONNECTING LIVE WITH TRAINERS AM SESSION (1 HOUR)

- ✓ Join Zoom Meeting
- ✓ Day 3 Access Code

CHAPTER 8: BULLYING PREVENTION (APPROX. 30 MINUTES)

- 🕒 Introduction
- 🕒 Objective 1: Explore Program
- 🕒 Objective 2: Know the Benefits
- 🕒 Objective 3: Match Behavior to Interventions
- 🕒 Objective 4: Implement Bully Prevention
- 🕒 Objective 5: Plan for Sustainability


CHAPTER 9: SOCIAL SKILLS (APPROX. 20. MINUTES)

- 🕒 Introduction
- 🕒 Objective 1: Explore Program
- 🕒 Objective 2: Know the Benefits



Convert PBIS components from synchronous to asynchronous





Convert: Live to Virtual

- Record 'TLC-style' videos demonstrating how trainers can teach school PBIS teams the slide decks
 - ~~60 min. Video~~
 - Our Tier 1 TLC Institute has 52 videos
- Record team activity demo (in-person and virtual)
- Write scripts, rehearse, record, edit, edit, edit...






Convert: Live to Virtual

- Digital trainer/facilitator manual
 - Facilitator guides, training schedules, answer keys, login codes, virtual/physical set up guide
- Digital school artifacts
 - Expectation matrix, sample posters, lesson plan template, reinforcement ticket template, behavior flowchart guide, etc.
- Required Reading
 - Research articles, district policies, DOE guides

See school artifact examples @ koi-education.com/free-resources





Keep Assets in the Cloud

00 Welcome Email	01 Introduction	0-Teams-Introduction.mp4
01 TLC Intro...nd Objectives	02 Teams	1-Teams-Dis...amGoals.mp4
02 Welcome...KOI Education	03 Ownership System	2-Teams-Sch...mGoals.mp4
02a iPad Advantage	04 Assessment System	3-Teams-Sel...berRoles.mp4
03 PBIS Today	05 Expectation System	4-Teams-Expl...entation.mp4
05 Research and Reflections	06 Teaching System	
06 Presentation Practice	07 Reinforcement System	
07 Training Day	08 Accountability System	
08 Coaching Skills	09 Teaching Accountability	
09 Presentation Skills	10 Data Analysis	
Certificate-T...nstitute.pages	11 Roll Out System	
Tier 1 Videos	12 Maintenance System	
Tier 2 Videos		
Tier 3 Videos		



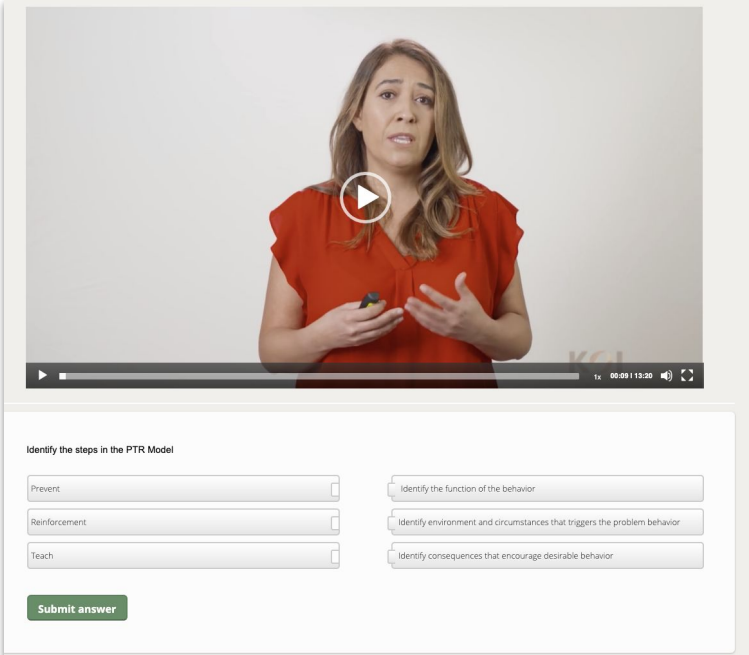
Assess learning and performance



Assessment

Variety is key to participant engagement!

- Multiple choice
- Fill the gap
- Ordering
- Drag and Drop
- Free text
- Randomized



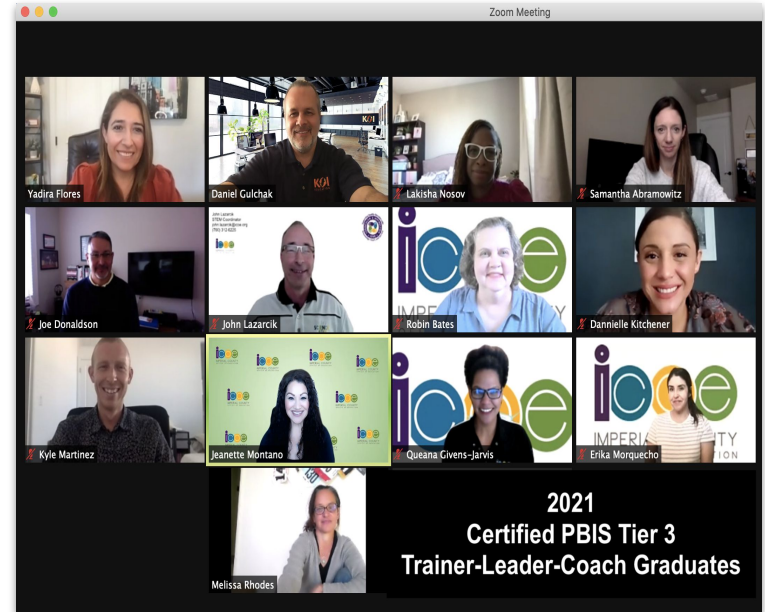
Identify the steps in the PTR Model

<input type="text" value="Prevent"/>	<input type="text" value="Identify the function of the behavior"/>
<input type="text" value="Reinforcement"/>	<input type="text" value="Identify environment and circumstances that triggers the problem behavior"/>
<input type="text" value="Teach"/>	<input type="text" value="Identify consequences that encourage desirable behavior"/>



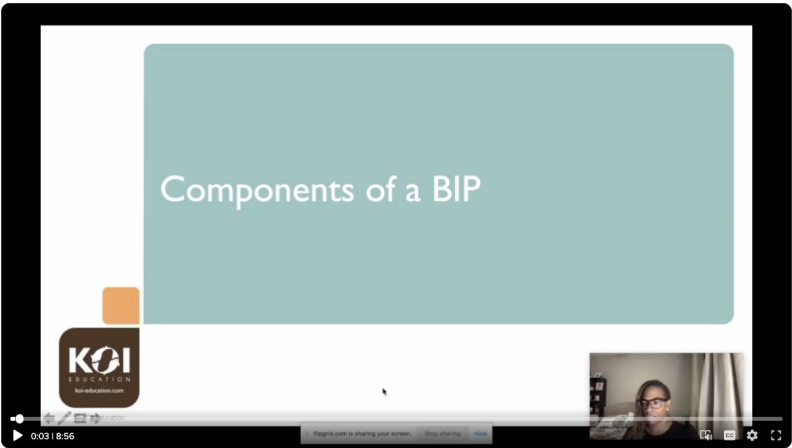
Engagement

- Daily LIVE instructor led training
- Daily *Research Reflection* discussions
- Daily *Curriculum Clarification Q&A* sessions



Performance

- Practice delivering content and activities
- Receive feedback and encouragement



The screenshot shows a YouTube video player. The main video frame displays a presentation slide with a teal background and the text "Components of a BIP". In the bottom left corner of the video frame, there is a small logo for KOI Education. In the bottom right corner, there is a small video thumbnail of a woman with glasses. Below the video player, the video title "Components of a BIP" is visible, along with the name "Kisha N" and the date "Feb 23, 2021". To the right of the video player, there is a "Up next" section with several video thumbnails and their titles, including "Potential Reinforcement", "Components of a BIP", "Identify Forms and Processes", and "Self-Monitoring".

Up next

- Potential Reinforcement
- Components of a BIP
- Identify Forms and Processes
- Self-Monitoring

Kisha N
Feb 23, 2021
9 Comments 4 Likes 31 views

Comments (9)





Learning Objectives

1. **Plan** online LMS modules
2. **Convert** PBIS components from synchronous to asynchronous
3. **Assess** learning and performance





Your Turn!

Let's chat and answer any questions you have...



For more information please
contact us anytime

Daniel@koi-education.com



virtual

18th INTERNATIONAL CONFERENCE ON POSITIVE BEHAVIOR SUPPORT

The Expanding World of PBS:

SCIENCE, VALUES, AND VISION

This Presentation Has Ended

Presentation #168

APBS

ASSOCIATION FOR POSITIVE BEHAVIOR SUPPORT